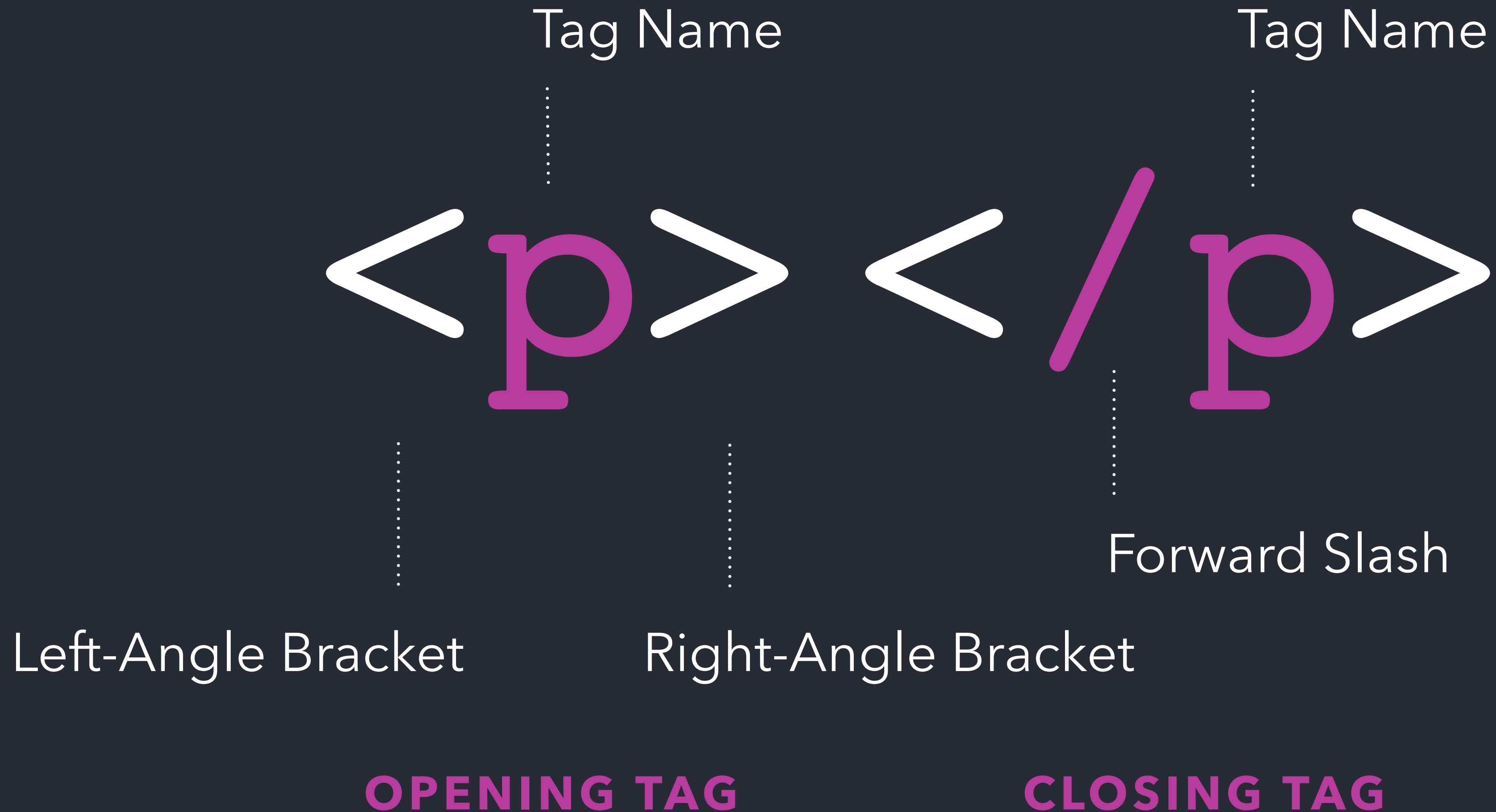


INTRODUCTION TO HTML

HTML TAGS (ELEMENTS)



CONTENT GOES BETWEEN TAGS

```
<p>Lorem ipsum dolor.</p>
```

ATTRIBUTES TELL US MORE ABOUT AN HTML ELEMENT

Attribute Name

⋮

```
<a href="http://google.com">Google</a>
```

⋮

Attribute Value

LEARNING HTML

Learning a list of tags/elements

Learning how those elements are used

These tags are known as "markup"

SEMANTIC MARKUP

WHAT IS IT?

Set of elements, for example:

The `` tag adds emphasis

`<blockquote>` contains a quote

WHY USE IT?

Provides structure and extra information about your content

Do **NOT** use it to alter presentation of those elements

APPLICATION

Screen readers can add emphasis to words in ``

Search engines can find quotations in `<blockquote>`

HTML: PAGE STRUCTURE

CODE

```
<!DOCTYPE html>
<html>
  <head>
    <title>Document Title</title>
  </head>
  <body>
    <h1>This is the Main Heading</h1>
    <p>This text might be an introduction to the rest of the page.</p>
    <h2>This is a Sub-Heading</h2>
    <p>Many long articles have sub-headings to help you follow the structure.</p>
  </body>
</html>
```

HEAD & BODY

```
<!DOCTYPE html>
<html>
  <head>
    <title>Document Title</title>
  </head>
  <body>
    <h1>This is the Main Heading</h1>
    <p>This text might be an introduction to the rest of the page.</p>
    <h2>This is a Sub-Heading</h2>
    <p>Many long articles have sub-headings to help you follow the structure.</p>
  </body>
</html>
```

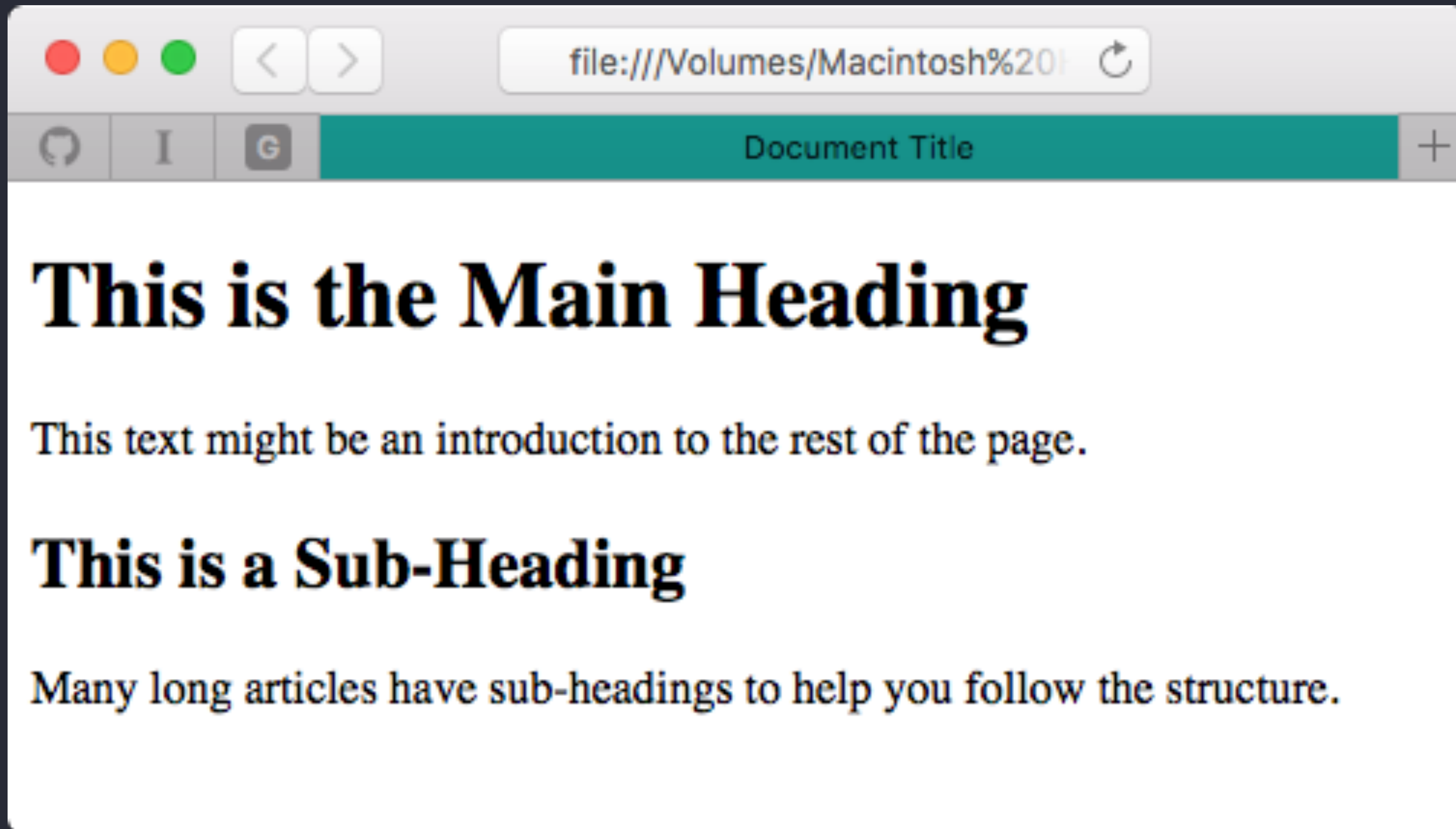
CODE

HEAD & BODY

```
<!DOCTYPE html>
<html>
  <head>
    <title>Document Title</title>
  </head>
  <body>
    <h1>This is the Main Heading</h1>
    <p>This text might be an introduction to the rest of the page.</p>
    <h2>This is a Sub-Heading</h2>
    <p>Many long articles have sub-headings to help you follow the structure.</p>
  </body>
</html>
```

CODE

HEAD & BODY

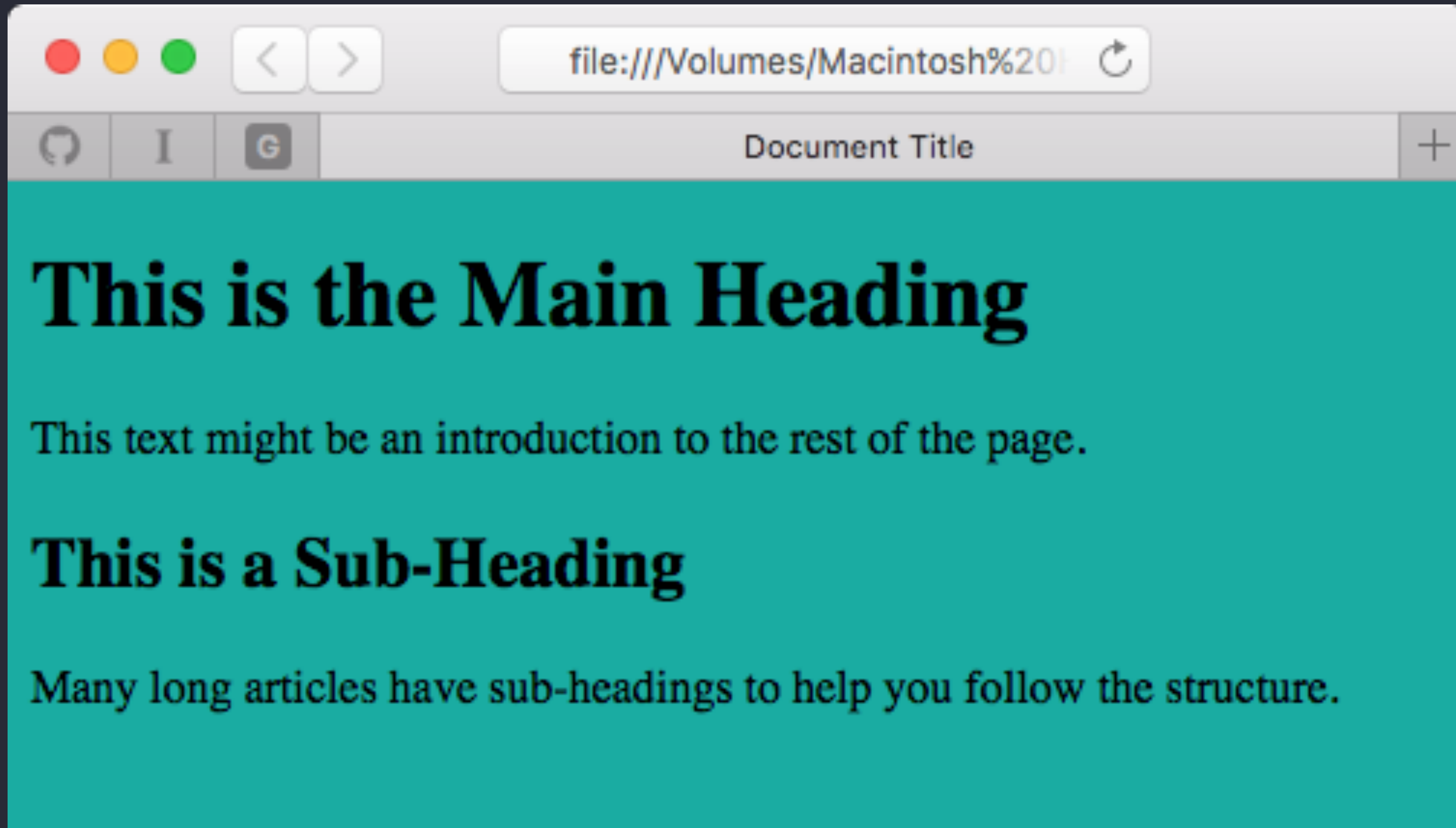


HEAD & BODY

```
<!DOCTYPE html>
<html>
  <head>
    <title>Document Title</title>
  </head>
  <body>
    <h1>This is the Main Heading</h1>
    <p>This text might be an introduction to the rest of the page.</p>
    <h2>This is a Sub-Heading</h2>
    <p>Many long articles have sub-headings to help you follow the structure.</p>
  </body>
</html>
```

CODE

HEAD & BODY



HEADINGS

```
<h1>This is a Main Heading</h1>
```

```
<h2>This is a level 2 heading</h2>
```

```
<h3>This is a level 3 heading</h3>
```

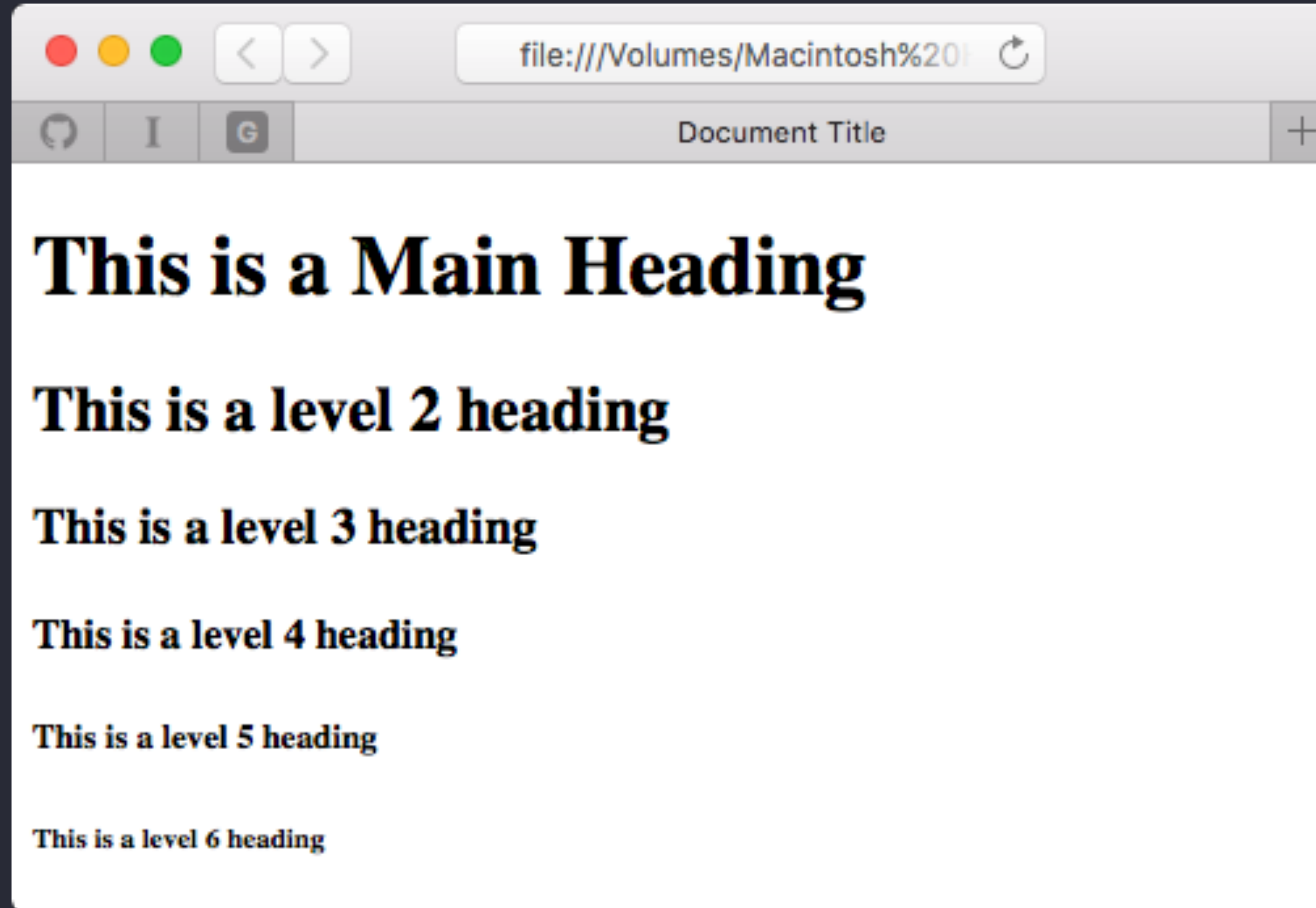
```
<h4>This is a level 4 heading</h4>
```

```
<h5>This is a level 5 heading</h5>
```

```
<h6>This is a level 6 heading</h6>
```

CODE

HEADINGS



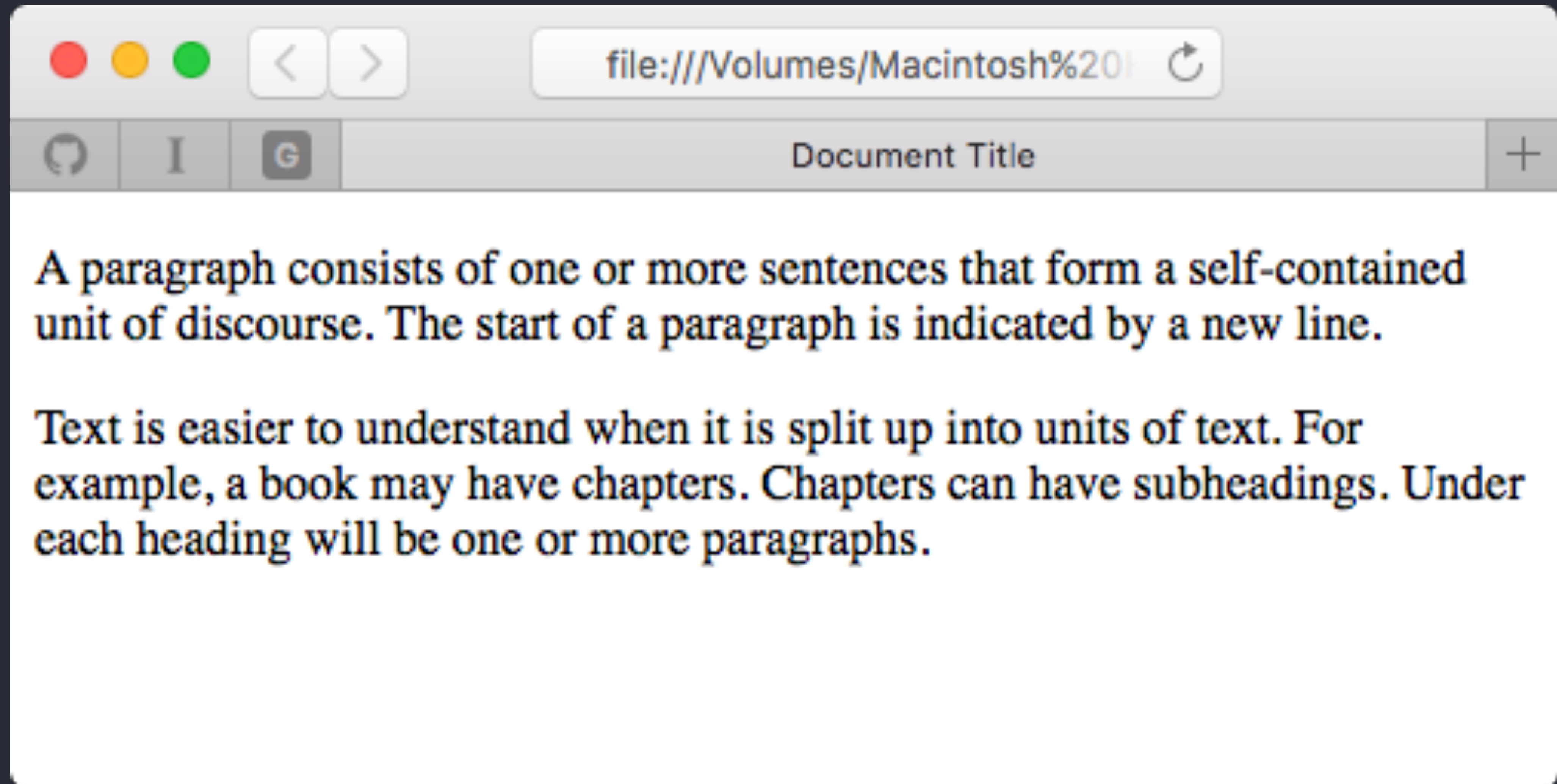
PARAGRAPHS

```
<p>A paragraph consists of one or more sentences that  
form a self-contained unit of discourse. The start of a  
paragraph is indicated by a new line.</p>
```

CODE

```
<p>Text is easier to understand when it is split up  
into units of text. For example, a book may have  
chapters. Chapters can have subheadings. Under each  
heading will be one or more paragraphs.</p>
```

PARAGRAPHS



STRONG & EMPHASIS

```
<p><strong>Beware</strong> pickpockets operate in this area.</p>
```

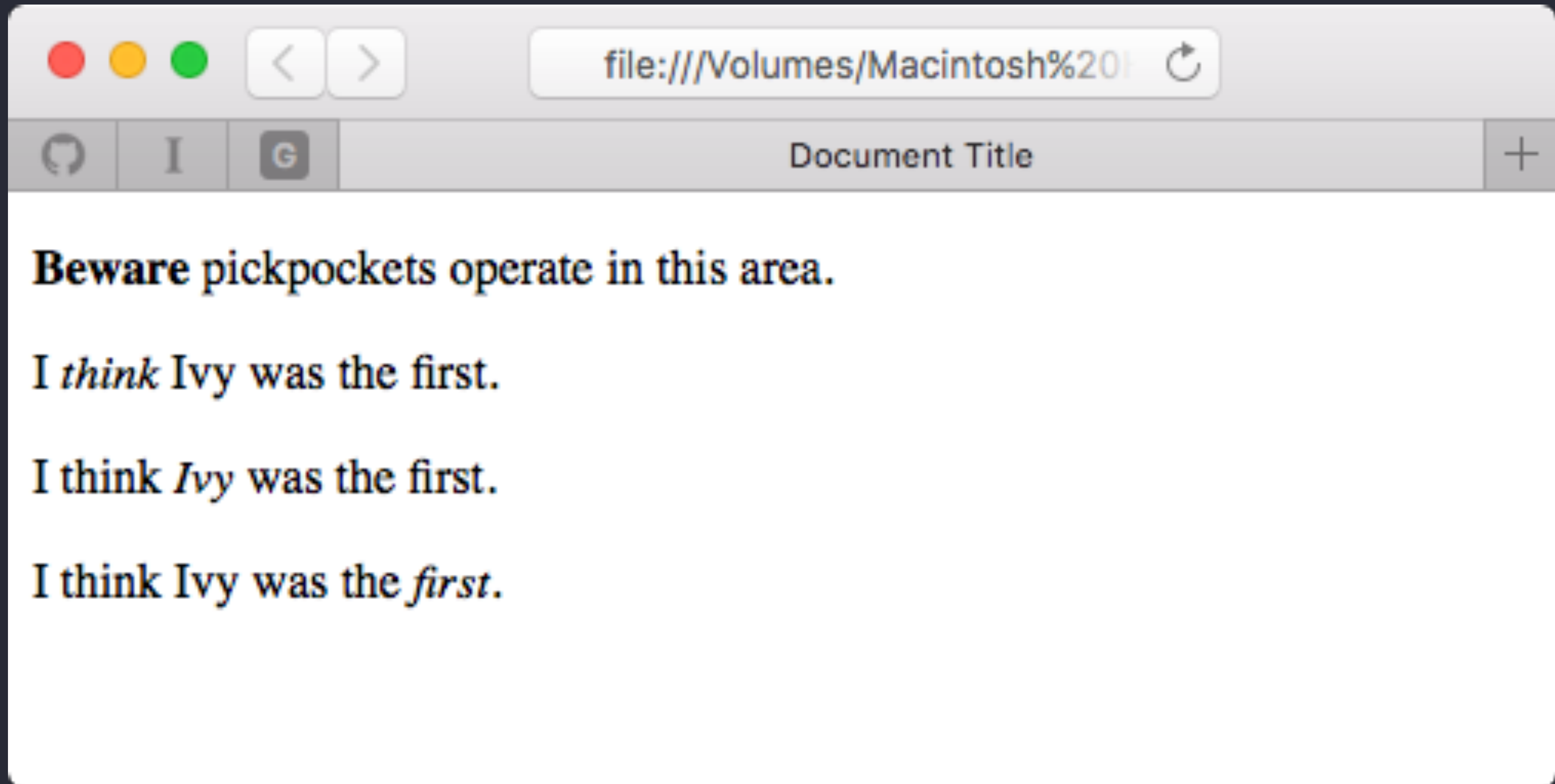
```
<p>I <em>think</em> Ivy was the first.</p>
```

```
<p>I think <em>Ivy</em> was the first.</p>
```

```
<p>I think Ivy was the <em>first</em>.</p>
```

CODE

STRONG & EMPHASIS



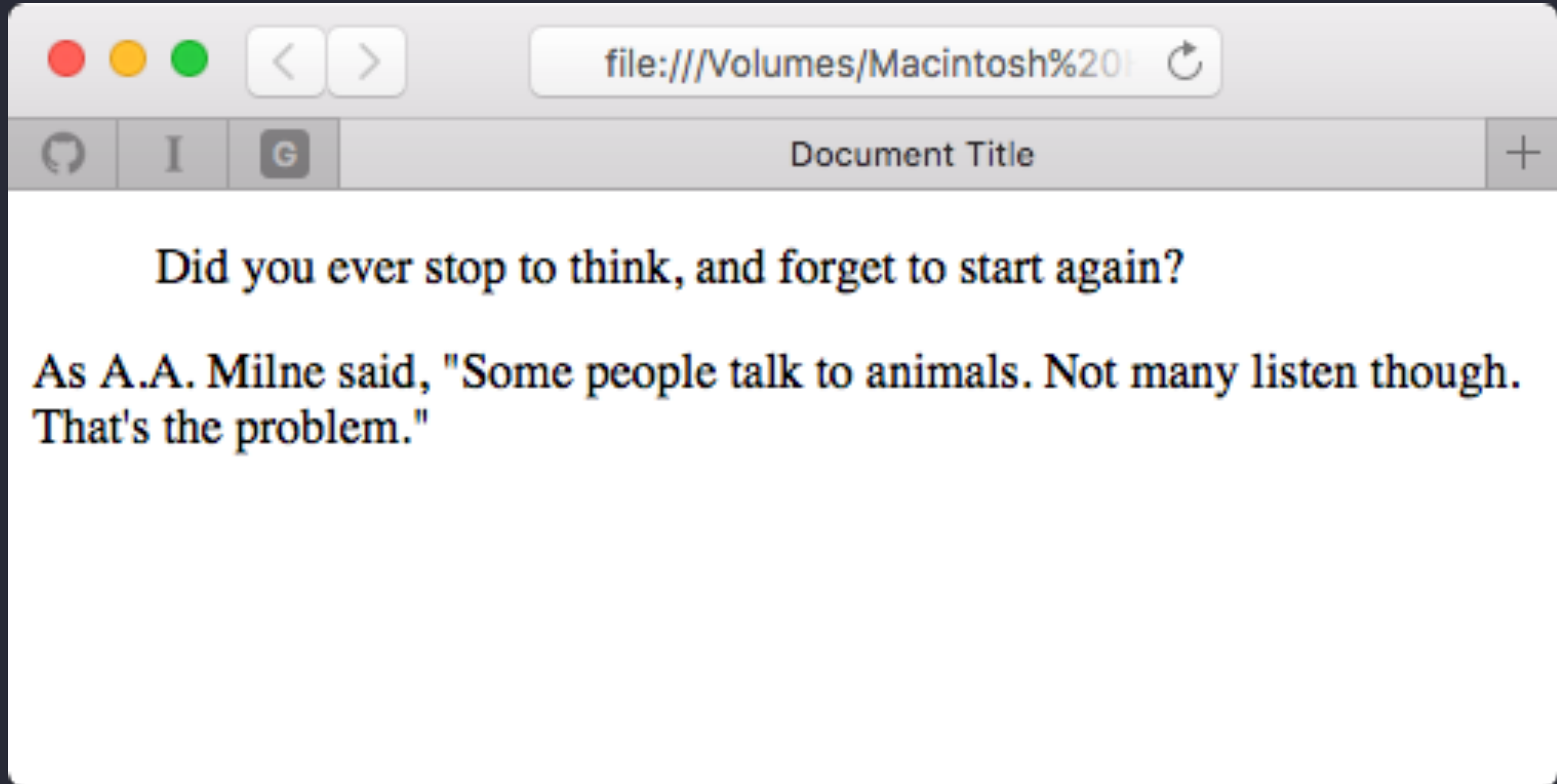
QUOTATIONS

```
<blockquote cite="http://en.wikipedia.org/wiki/Winnie-the-Pooh">
  <p>Did you ever stop to think, and forget to start again?</p>
</blockquote>
```

CODE

```
<p>As A.A. Milne said, <q>Some people talk to animals. Not many listen though.
That's the problem.</q></p>
```

QUOTATIONS



LIST TYPES

ORDERED

1. Chop potatoes into quarters
2. Simmer in salted water
3. Heat milk and butter
4. Drain potatoes and mash
5. Mix in the milk mixture

UNORDERED

- 1kg King Edward potatoes
- 100ml milk
- 50g salted butter
- Freshly grated nutmeg
- Salt and pepper to taste

DEFINITION

Sashimi

Sliced raw fish

Scale

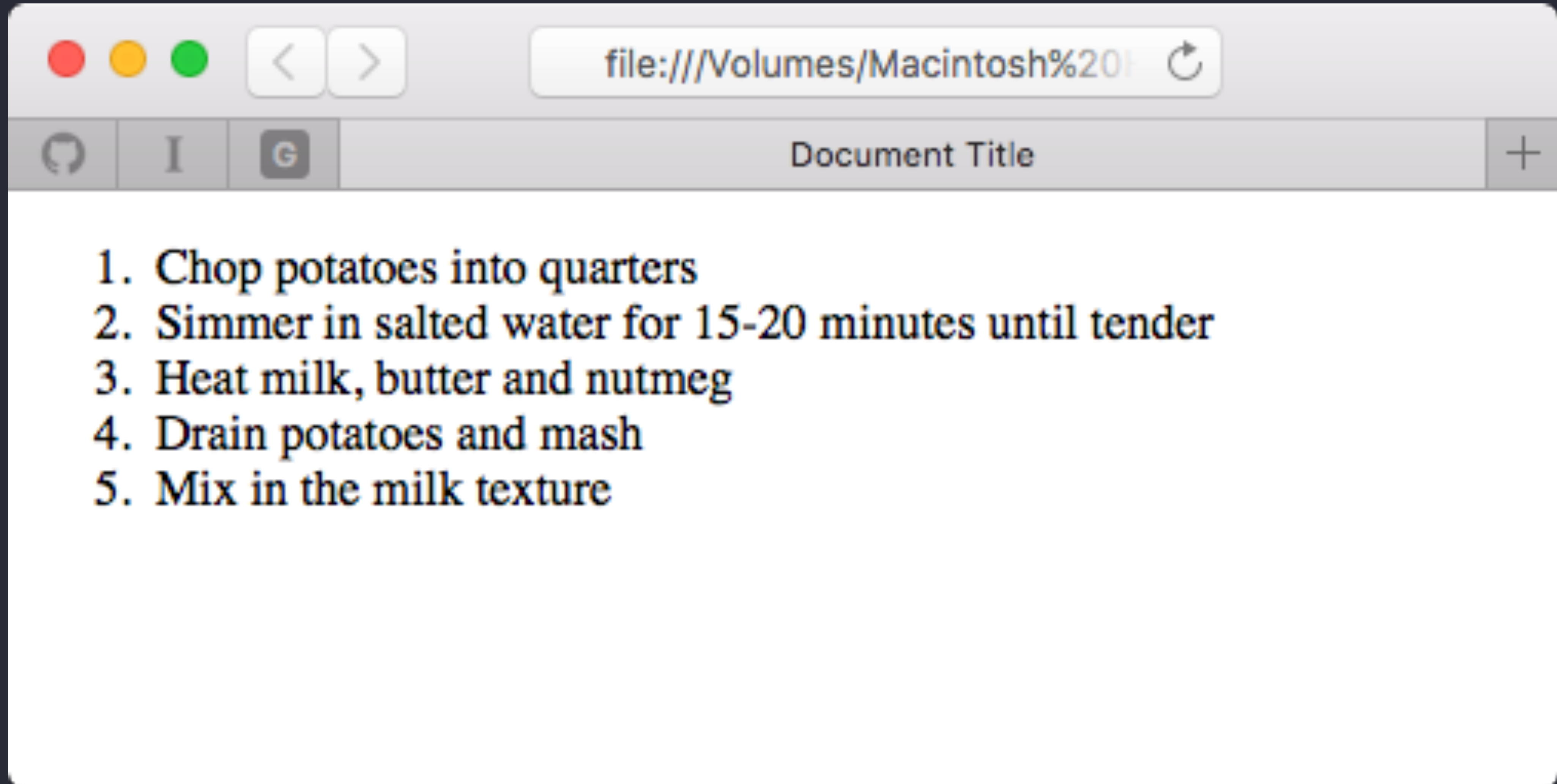
A device used to accurately measure weight

ORDERED LISTS (NUMBERED)

```
<ol>
  <li>Chop potatoes into quarters</li>
  <li>Simmer in salted water for 15-20 minutes until tender</li>
  <li>Heat milk, butter and nutmeg</li>
  <li>Drain potatoes and mash</li>
  <li>Mix in the milk texture</li>
</ol>
```

CODE

ORDERED LISTS (NUMBERED)

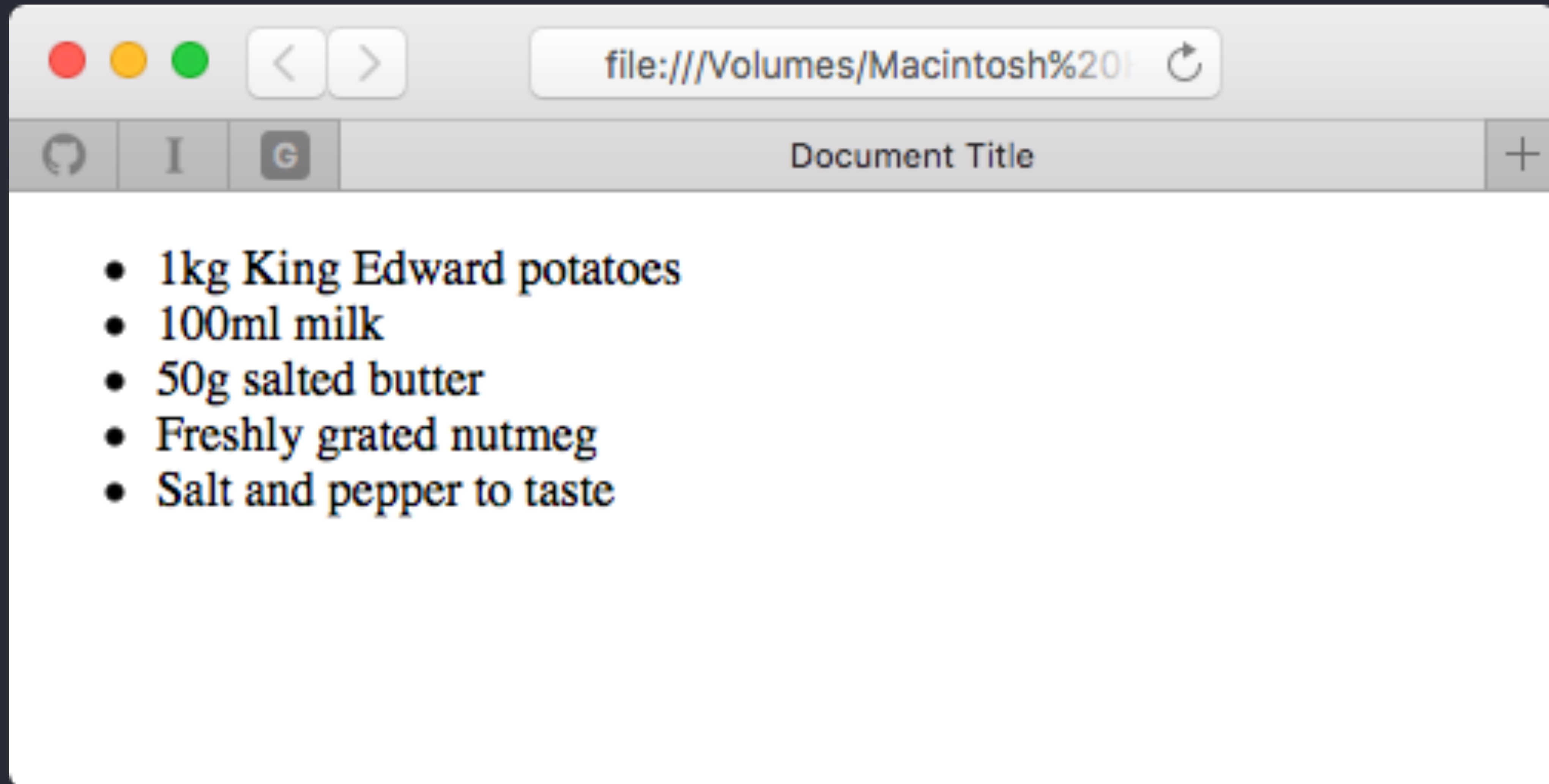


UNORDERED LISTS (BULLETS)

```
<ul>
  <li>1kg King Edward potatoes</li>
  <li>100ml milk</li>
  <li>50g salted butter</li>
  <li>Freshly grated nutmeg</li>
  <li>Salt and pepper to taste</li>
</ul>
```

CODE

UNORDERED LISTS (BULLETS)

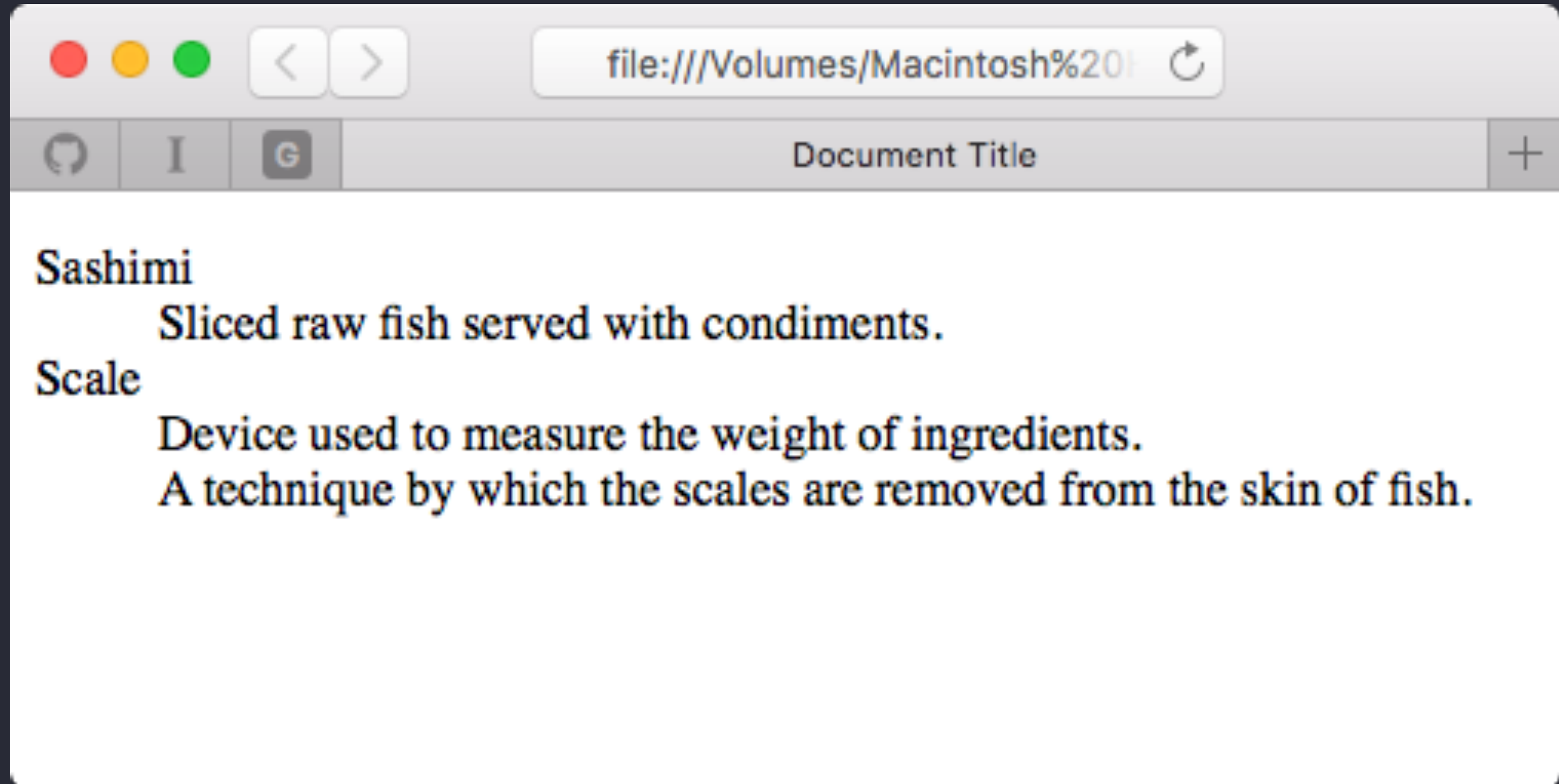


DEFINITION LIST

```
<dl>
  <dt>Sashimi</dt>
  <dd>Sliced raw fish served with condiments.</dd>
  <dt>Scale</dt>
  <dd>Device used to measure the weight of ingredients.</dd>
  <dd>A technique by which the scales are removed from the skin of fish.</dd>
</dl>
```

CODE

DEFINITION LIST



NESTED LIST

```
<ul>
  <li>Mousses</li>
  <li>Pastries
    <ul>
      <li>Croissant</li>
      <li>Milles-feuille</li>
      <li>Palmier</li>
      <li>Profiteroles</li>
    </ul>
  </li>
  <li>Tarts</li>
</ul>
```

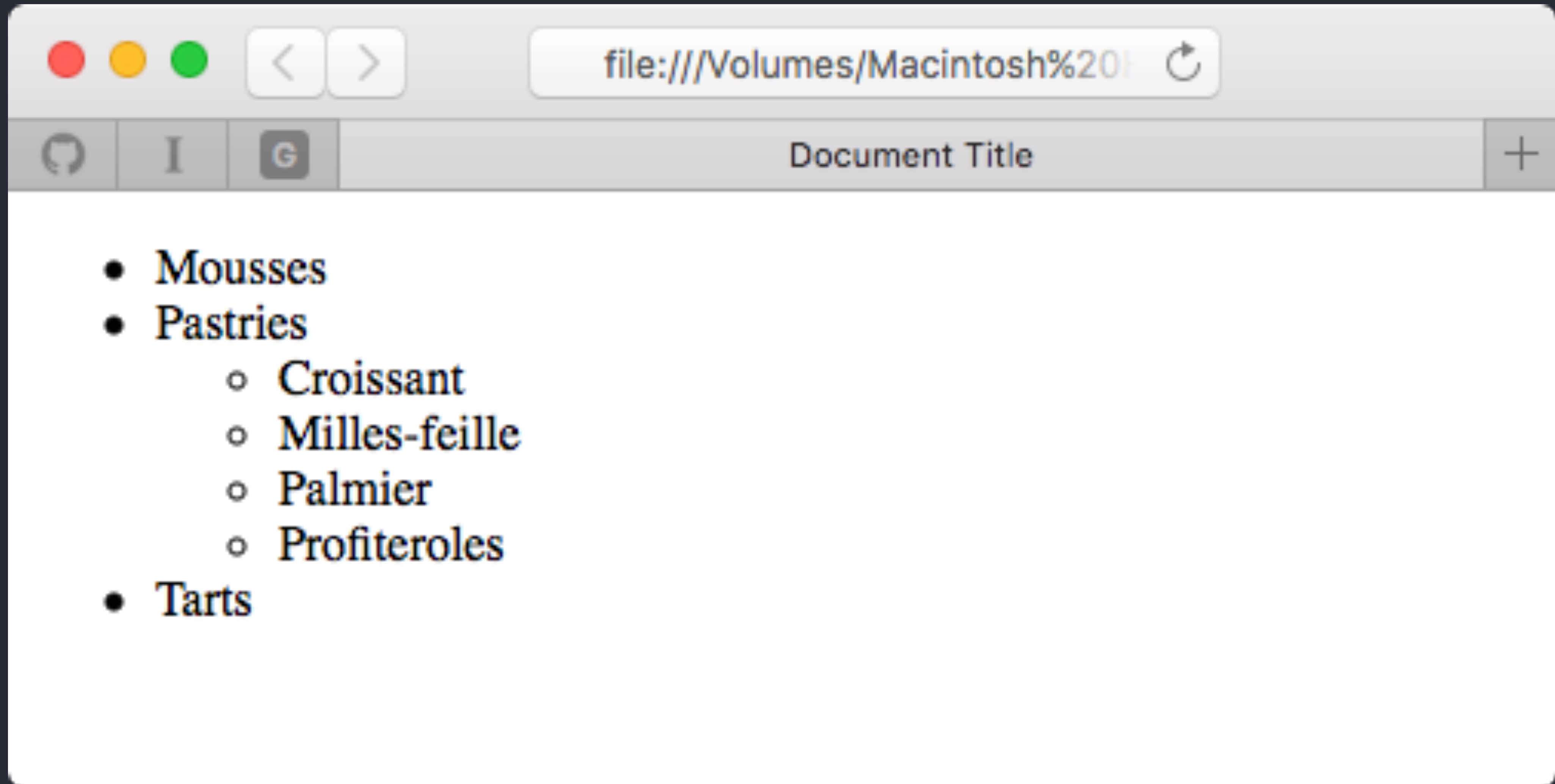
CODE

NESTED LIST

```
<ul>
  <li>Mousses</li>
  <li>Pastries
    <ul>
      <li>Croissant</li>
      <li>Milles-feuille</li>
      <li>Palmier</li>
      <li>Profiteroles</li>
    </ul>
  </li>
  <li>Tarts</li>
</ul>
```

CODE

NESTED LIST



CONTAINERS

```
<div class="article">
  <h2>Japanese Vegetarian</h2>
  <h3>Five week course in London</h3>
  <p>A five week introduction to traditional Japanese...</p>
</div>
```

CODE

CONTAINERS

```
<div class="article">
  <h2>Japanese Vegetarian</h2>
  <h3>Five week course in London</h3>
  <p>A five week introduction to traditional Japanese...</p>
</div>
```

CODE

HTML5 ELEMENTS

HTML5 ELEMENTS

```
<body>
```

```
<main id="page">
```

```
<header>
```

```
<div id="nav">
```

```
<div id="content">
```

```
<div class="article">
```

```
<div class="article">
```

```
<div id="sidebar">
```

```
<footer>
```

HEADER

```
<header>
  <h1>Yoko's Kitchen</h1>
  <nav>
    <ul>
      <li><a href="#">Home</a></li>
      <li><a href="#">Classes</a></li>
      <li><a href="#">Catering</a></li>
      <li><a href="#">About</a></li>
      <li><a href="#">Contact</a></li>
    </ul>
  </nav>
</header>
```

CODE

FOOTER

```
<footer>  
  &copy; 2018 Yoko's Kitchen  
</footer>
```

CODE

NAV

```
<nav>
  <ul>
    <li class="selected"><a href="#">Home</a></li>
    <li><a href="#">Classes</a></li>
    <li><a href="#">Catering</a></li>
    <li><a href="#">About</a></li>
    <li><a href="#">Contact</a></li>
  </ul>
</nav>
```

CODE

ARTICLE

CODE

```
<article>
  <figure>
    
    <figcaption>Bok Choi</figcaption>
  </figure>
  <h2>Japanese Vegetarian</h2>
  <h3>Five week course in London</h3>
  <p>A five week introduction to traditional Japanese...</p>
</article>
```

ASIDE

```
<aside>
  <h2>Popular Recipes</h2>
  <ul>
    <li><a href="#">Yakitori</a></li>
    <li><a href="#">Tsukune</a></li>
    <li><a href="#">Okonomiyaki</a></li>
    <li><a href="#">Mizutaki</a></li>
  </ul>
</aside>
```

CODE

SECTION

```
<section class="ingredients">
  <h2>Ingredients</h2>
  <ul>
    <li>Onion</li>
    <li>Tomatoes</li>
  </ul>
</section>
```

CODE

<https://developer.mozilla.org/en-US/docs/Web/HTML/Reference>

QUESTIONS?